



Speedmac series

4 SIDE MOULDER

Leadership Through Performance and Reliability



Unbelievable Speed, Unbelievable High Performance and Reliability

Tough! Rugged! High Speed!

The Power and Precision for World-class Production Quality



For All Your Woodworking Applications

Choice of Machine Models - from Hypermac LMC-623 (6-spindle) to LMC-1023 (10-spindle).

With LEADERMAC Speedmac Series 4-side Moulder, you get benefits of shorter cutting time, considerable time saving, high accuracy, easier operation and more advantages than with the competition.

OUTSTANDING FEATURES:


- » All moulders awarded with CE certification.
- » Faster feed speeds of up to 60 meters a minute are standard.
- » Programmable controller provides convenient thickness and width of cut settings
- » Adjustment of each spindle can be easily performed using the front adjustment level.
- » Exclusive, separate adjustment of the vertical spindles and the feeding table allows the feeding table to be positioned extremely close to the cutterhead to provide added cutting stability.
- » The full safety enclosure serves as a chip guard and helps to reduce noise.
- » Each spindle is driven by an individual motor for powerful moulding and easy control.
- » Automatic lubricator is provided to supply oil to the feeding table.
- » One-piece, cast iron or steel welding machine frame is specially heat treated for maximum stability and rigidity by standard configuration.
- » Mechanical digital readouts for the pressure elements of top spindle.
- » Divided pressure bar in front of top spindle.
- » Motorized vertical adjustment of the top spindle including PC digital readouts.
- » Housing bearings for horizontal spindle.
- » Straight profile jointer provides accurate operation with high quality finish.
- » The powered outfeed rollers provide stable and smooth workpiece outfeed even for especially thin or smooth materials. The rollers remain perfectly parallel even after long-term use.
- » Multiple pneumatic pressure of the feed rollers can be easily set to provide an outstanding feeding effect.
- » Table surface is hard-chrome plated for maximum wear resistance.
- » All manually adjusted turning parts are housed in dry bearings for oil-free lubrication.



Designed with High Production in Mind

The Speedmac series is designed for high-capacity, highly accurate operations for large and small batch production runs. The heavy-duty spindles are dynamically balanced and run on premium housing bearings, for superior workpiece finish quality.

The Speedmac provides perfect surface quality, eliminating the need for sanding on planed and profiled surfaces. Width and thickness setting controller is supplied as standard, lowering downtime and increasing efficiency.



Powerful Pneumatic Pushing Roller


Adjustable air pressure powerful feeding idle roller provides more stable and faster feeding.

Side Pressure Wheel on Vertical Spindle

Eliminating the conventional spring load, the adjustable side pressure wheels are pneumatically operated to ensure consistent holding pressure.

Side Pressure Wheels for 2nd Spindle

Provides positive feed effect for short and narrow stock by 3 pneumatic controls.



Feed System

The bottom infeed roller works in conjunction with a limit switch to stop the machine if workpiece is too thick.

Powered Infeed Roller

The smooth initial feeding of the stock is achieved by means of the independently powered infeed rollers.

▲ CONVENIENT SPINDLE ADJUSTMENT

Adjustment of all spindles is easily done from the front. The adjustment points are all at the same height, for more convenient and faster adjustment.


LEADERMAC Cutting Technology for Greater Productivity and Profits



Programmable Controller


Width and thickness setting can be easily set using the programmable controller. The desired values for width and thickness can be conveniently pre-set and are displayed on an LED. The speed is inverter controlled, and all electrical components meet CE standards.

Speedmac series



◀ Straight Knife Jointer and Automatic Profile Jointer (Opt.)

The remote-controlled straight knife jointer and automatic profile jointers provide accurate operation with high repeatability. They help ensure a long service life and super surface quality. (Opt.)



Clamping System (Opt.)

Utilizing housing bearings, the reliable hydro-clamping system ensures consistent quality across the entire workpiece. The unit performs admirably even during high-speed continuous operation. The spindles can be adjusted axially even if the housing bearings are locked.

STANDARD EQUIPMENT:	LMC-223SP to LMC1123SP	Available Options
Number of Heads / Spindles, min-max	2 to 11	Any Head Configuration - available
Working Width (with a tool cutting circle of 140–250mm)	20-230mm (0.78'-9')	to 310mm(12.2'), 330mm (13')
Working Thickness (with a tool cutting circle of 140–250mm)	10-150mm (0.39'-6')	to 6mm(.25") to 200 (8")
Basic Spindle Motor capacity - Wye-Delta (Soft Starts) on all motors	11/12KW (15HP)	to 37.5KW / 50HP
Spindle Diameter	50mm	1 13/16" / 2 1/8"
Spindle Speeds	6000 RPM	7200 / 8000 RPM
Tool cutting circle, First Bottom Spindle, min-max	125-200mm (5'-7.8")	
Tool cutting circle, Vertical Spindles, min-max	140-250mm (5.5'-9.8")	
Tool cutting circle, Horizontal Spindles, min-max	140–250mm (5.5'-9.8")	
Feed Motor	11KW / 15HP/INVERTER	15/18.5KW (20/25HP/INVERTER)
Feed speed, infinitely variable by frequency (VFD) driven	6-60 m/min (20/200fpm)	8-80m/min (26-267fpm)
Top Infeed Rolls - Diameter	205.36mm (8")	
other Top Feed Rolls - Diameter	140mm (5.5")	
Top Feed Roll Width - Multiple Rolls Stacked on each Top Roll Shaft	50mm (2")/Roll	
Bottom Feed Roll Width	Full Width	
Pneumatic pressure for feed rollers, max	6 bar (85psi)	
Adjustment range for Infeed Table(Btm Head Cut) and Edge Jointing Fence	10mm (.4")	
Adjustment range of vertical spindles (axial)	80mm (3.2")	
Adjustment range of horizontal spindles (axial)	40mm (1.6")	
Length of the Infeed / Straightening table	0.8M (32")	1.4/2/2.5/3M (55/78/98"/120")
Diameter of Dust Hoods for Vertical & Horizontal Spindles	Ø175mm (6.9")	
Digital Readouts on All Axis of all Heads	Std.	
Digital Readouts for the Chip Breaker Shoes & Pressure Shoes	Std.	
Full Sound and Safety Enclosure w/ Strobe Free Lighting	Std.	
Motorized vertical adjustment of Feed Beam	Std.	
Multiple Lateral Pneumatic Pressure Roller opposite first right spindle	Std.	
Chainless Extra HD Cardan Shaft Feed System	Std.	
REC Setworks on Near Side Head(s) & Top(s) - Radial	Std.	

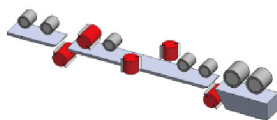
OPTIONAL EQUIPMENT:	
Straight &/or Profile Jointers any heads	Tilting Side Heads
SmartSet Touch Screen Controls with 500 or 1,000 Pattern Memory and Download Capabilities from the grinding rooms with upload to the control including Ball Screws, Rotary Encoders & Multiple Digital Readouts on each axis	Grooved Bed for running very short material
Electronic Rotary Encoder Digital Readouts in lieu of mechanical counters	Split Pressure Shoes
Extra HD Feedworks; Bottom top Head Configuration for rough material feeding	Opposed Side Heads
Tilting Top Beam, Tilting Feed, Tilting Feedworks, Tilting top Head Chipbreaker Assy, Tilting Pressure Plate(s)	Universal Spindle, tool cutting circle min 125mm, max 200mm
	Rip Saw Section with up to 56kw (75HP)
	Left (Opposite) Hand Feed
	DC Electronic Cutterhead Brakes

A Wide Range of Spindle Configurations

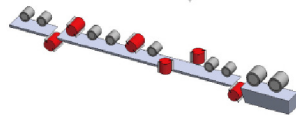
Speedmac series

(Other configurations available on request)

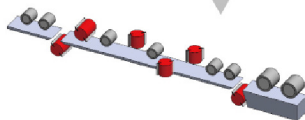
LMC-523
5-SPINDLE



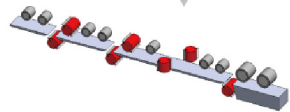
LMC-623
6-SPINDLE



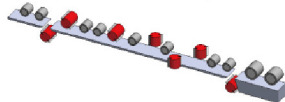
LMC-3V-623
6-SPINDLE



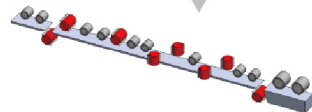
LMC-723
7-SPINDLE



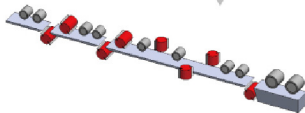
LMC-3V-723
7-SPINDLE



LMC-823
8-SPINDLE



LMC-3V-823
8-SPINDLE



LMC-923
9-SPINDLE

